

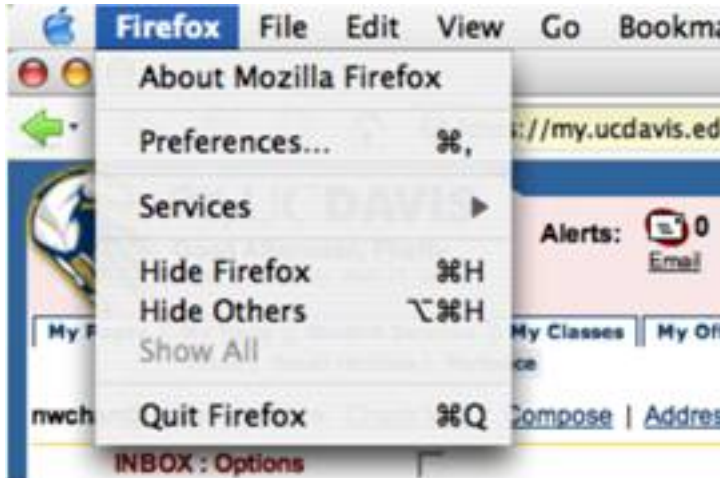
Pop-Up Manager

1. In web browsers

1. Pop-Up Managing via Web Browsers

1. Mozilla Firefox- Using Macintosh Computer

1. Open the application Mozilla Firefox.
2. Click on Firefox prompt at the top left corner of the menu bar, then Preferences.



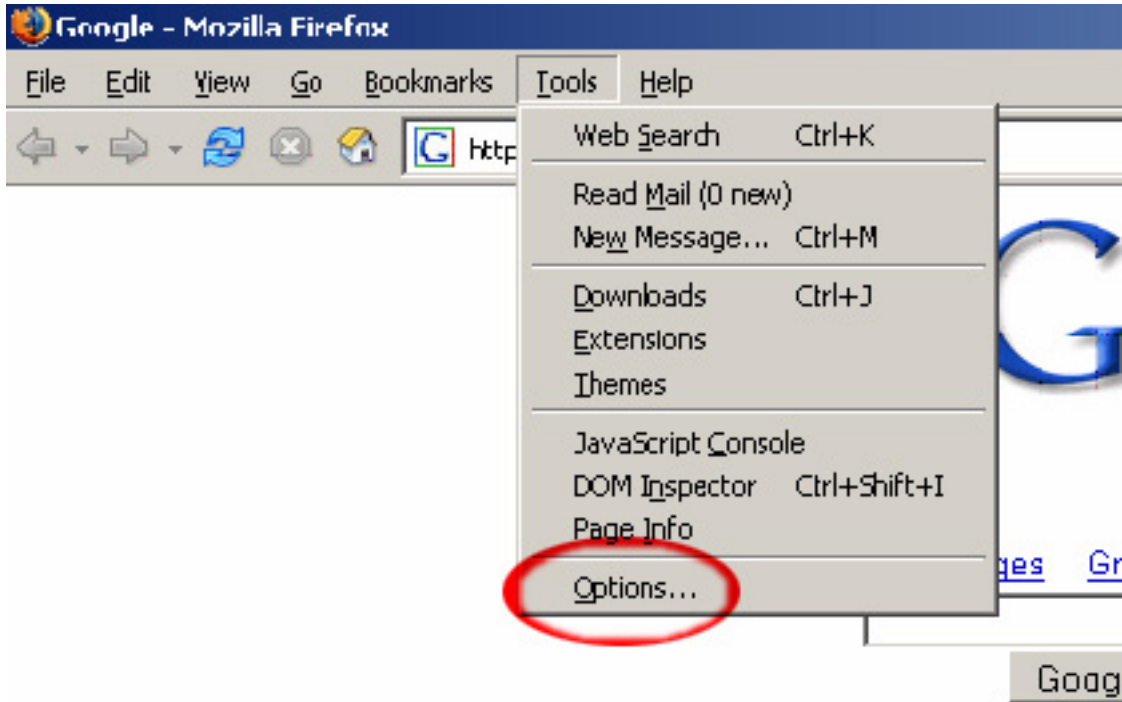
3. When the Preferences window opens, click on Web Features on the left hand side. You will see at the top of the list to the right “Block Popup Windows.”



1. Click OK.

1. Using Mozilla Firefox- PC Computer

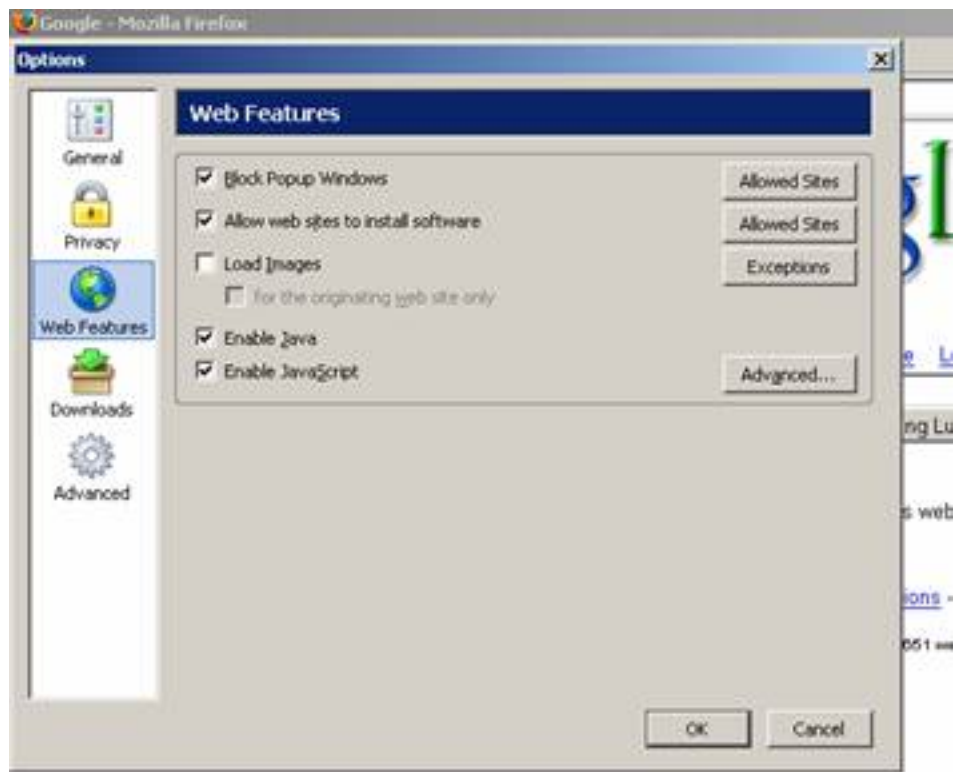
1. Open the application Firefox.
2. Click on Tools, then Options.



New! [Google Mini](#) :

[Advertising Prag](#)

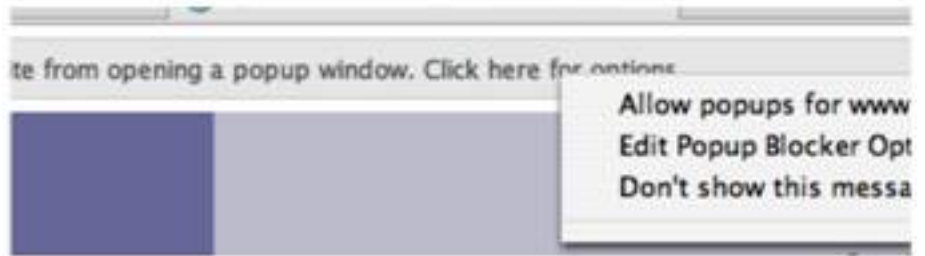
1. When the Options window opens, click on Web Features on the menu to the left. The top option should be Block Pop-up Windows. Click that to block pop-up windows.



2. Click OK.

2. Pop-up Blocking in Windows XP Service Pack 2

1. How to Allow Pop-ups using Windows XP Service Pack 2 (SP2)
2. If you are using Windows XP with all of the latest Windows Updates installed and have noticed that when you click on links, the window doesn't appear, it is most likely because XP's Service Pack 2 or SP 2 has disabled windows from popping up.
3. Windows XP SP 2 comes with a pop-up manager that prevents sites from opening external windows. For instance, if you want to download a file, you click on the link and a pop-up window appears asking if you want to open the file or save it to your computer. Sometimes, SP 2 does not allow these windows to appear.
 1. When you come to an instance like this, hold down the Control button on your keyboard and then click the link with your mouse. There are two Control buttons on your keyboard- one on the left side under Caps Lock and Shift and another on the right side, to the left of the left arrow.
 2. Another option is to notice the information bar that appears under the address bar of a web browser when XP has prevented a pop-up. The informational (usually gray or pale yellow bar) appears and says something like "[Web browser name] prevented this site from opening a pop up window" or something to that effect.
 1. Click on this colored area.



- a. A drop-down list should open.
- b. You usually have three options. You can always allow the pop-up windows from the website you are visiting, edit your pop-up manager's options, or you may opt to not be shown the pop up security messages anymore.
 - i. If you want to edit the pop-up blocker options, click on that option. A window should open that allows you to list the websites you would like to allow pop-ups from.
 - i. When you're done, click OK. If you don't want to make any changes, click Cancel.

3. Pop-Up Manager Software

- \. Another option is to download pop-up manager software. A list can be found at www.download.com and search for terms such as "Popup" or "Popup Killer" or "Popup Blocker."